

**Southwest Uganda: Health Cooperative Providers,  
Members and Financial Performance April 30, 2017**

**\*UHC**

Trained providers: 9  
Active providers: 5  
Members: 3,984  
Year-to-date deficit:  
-4,060,197

**\*BPHC**

Trained providers: 4  
Active providers: 4  
Members: 2,231  
Year-to-date deficit:  
-163,217

**NAD**

Trained providers: 4  
Active providers: 1  
Members: 180  
Year-to-date deficit:  
-115,500

**\*WADHC**

Trained providers: 3  
Active providers: 3  
Members: 14,892  
Year-to-date surplus:  
7,528,333 UGX

**\*ADMHC**

Trained providers: 8  
Active providers: 6  
Members: 1,841  
Year-to-date deficit:  
-1,012,422 UGX

**KIU**

Trained providers: 1  
Active providers: 1  
Members: 10,155  
Year-to-date surplus:  
45,422,100 UGX

**\*Butuuro Sacco**

Trained providers: 1  
Active providers: 1  
Members: 5,324  
Year-to-date surplus:  
3,894,100 UGX

**DKHC**

Trained providers: 1  
Active providers: 1  
Members: 964  
Year-to-date surplus:  
136,642UGX

**\*ADHC**

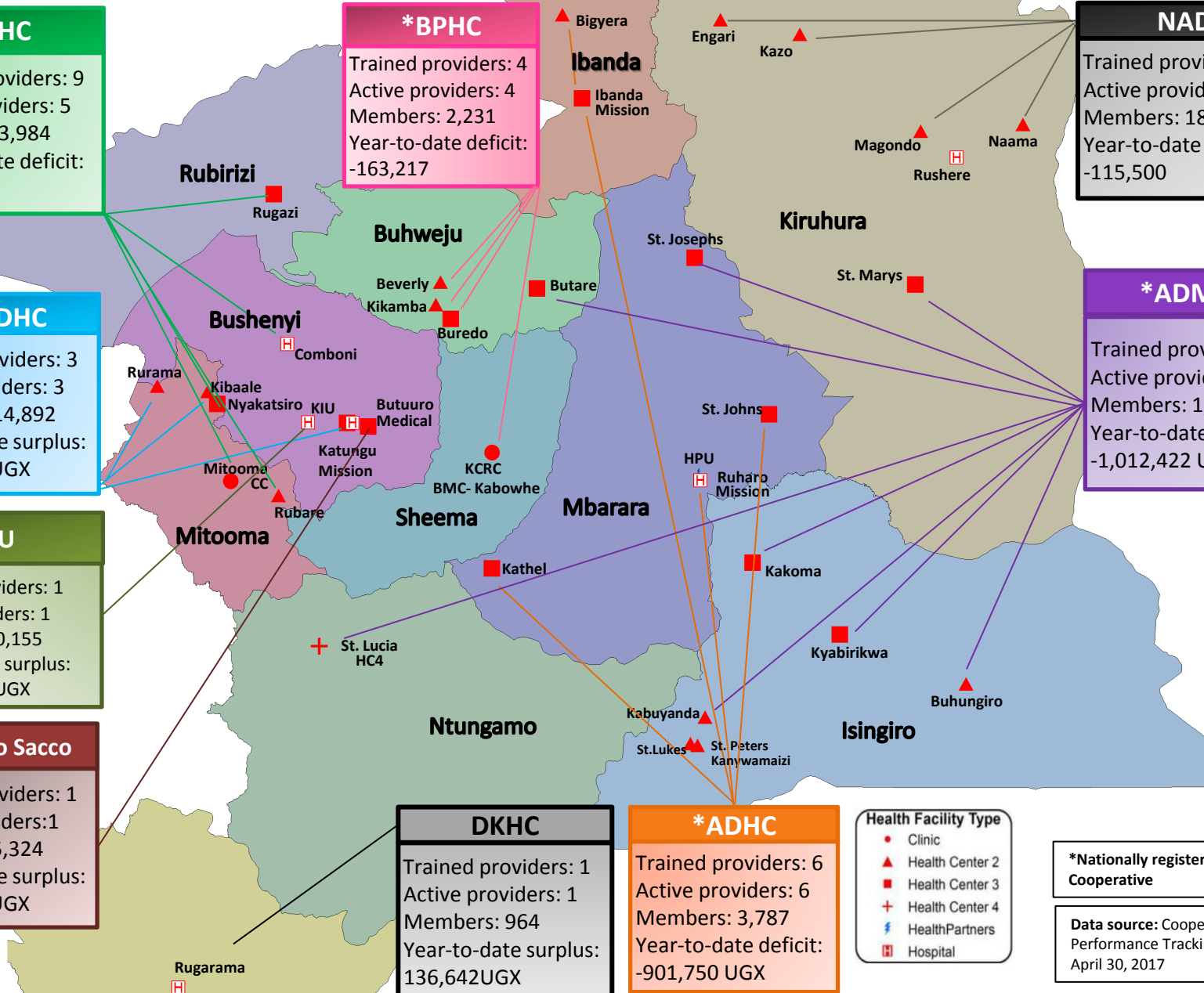
Trained providers: 6  
Active providers: 6  
Members: 3,787  
Year-to-date deficit:  
-901,750 UGX

**Health Facility Type**

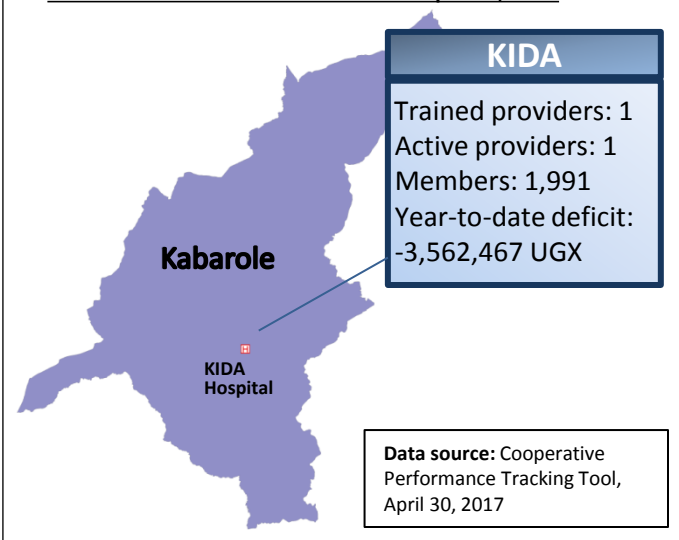
- Clinic
- ▲ Health Center 2
- Health Center 3
- ⊕ Health Center 4
- ⚡ HealthPartners
- 🏥 Hospital

**\*Nationally registered Health Cooperative**

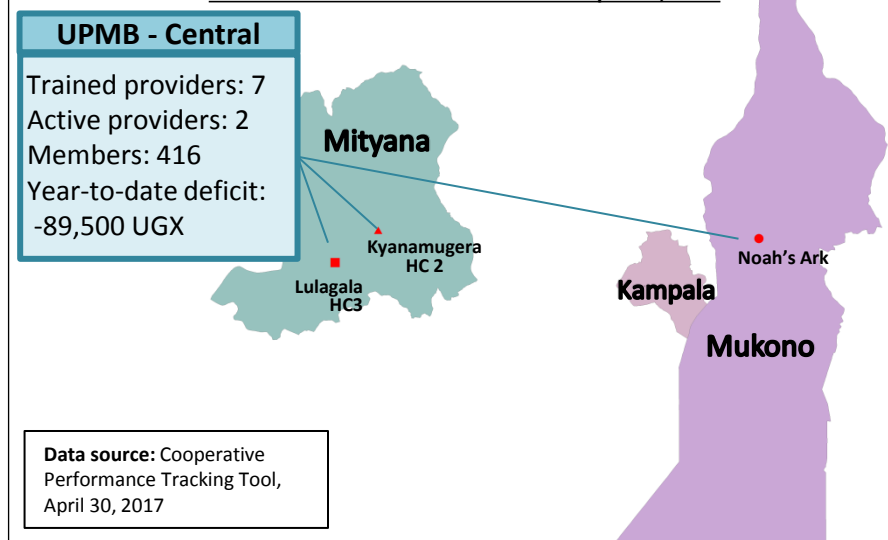
**Data source:** Cooperative Performance Tracking Tool, April 30, 2017



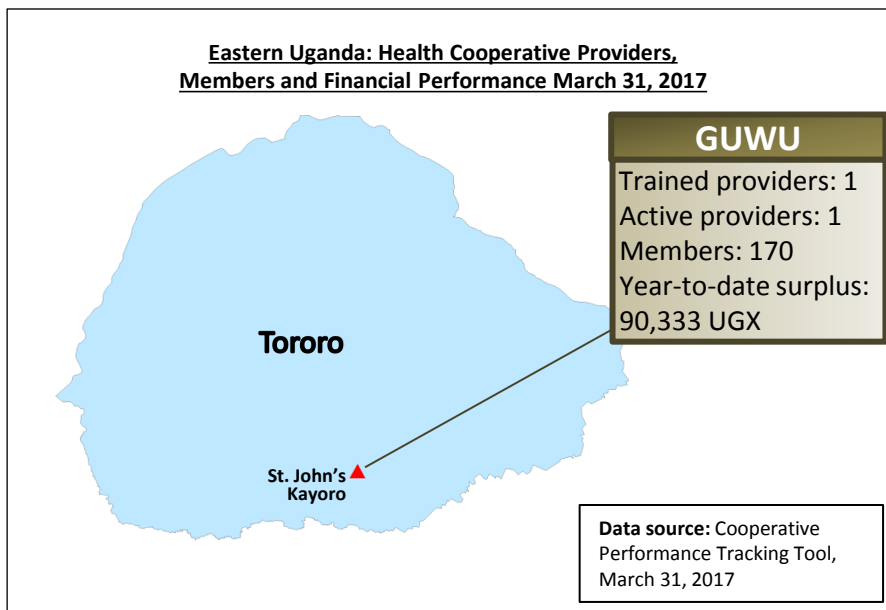
**Western Uganda: Health Cooperative Providers,  
Members and Financial Performance April 30, 2017**



**Central Uganda: Health Cooperative Providers,  
Members and Financial Performance April 30, 2017**



**Eastern Uganda: Health Cooperative Providers,  
Members and Financial Performance March 31, 2017**



- Health Facility Type**
- Clinic
  - ▲ Health Center 2
  - Health Center 3
  - + Health Center 4
  - ⚡ HealthPartners
  - 🏥 Hospital

**Map of Uganda highlighting districts HealthPartners' districts of operation as of April 30, 2017**

