

mini master chefs

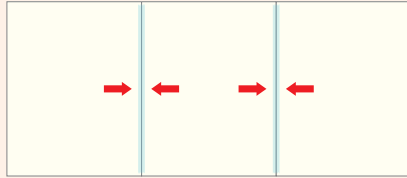
Get your little ones to play chef this week. Start by crafting these easy paper chef hats.

You'll need:

- » 3 sheets of white paper
- » Tape

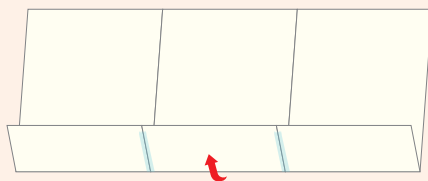
Step 1

Tape the paper together along the long edges.



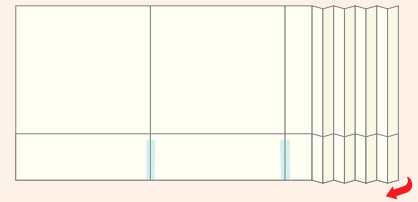
Step 2

Turn the paper over. Fold the bottom up to make a 2½ inch band.



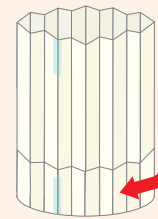
Step 3

Fold the paper back and forth along the short edge like an accordion.



Step 4

Wrap the band around your little chef's head and tape the ends together.



Now plan a colorful, tasty menu to make together.

's Daily Specials

	List a fun and silly name for your food creation.	What are the ingredients?	Will you eat it for breakfast, lunch, dinner or as a snack?
MONDAY			
TUESDAY			
WEDNESDAY			
THURSDAY			
FRIDAY			